



# CHIAMPO

---


Support : Veau  
Aspect : Lisse, Semi-aniline  
Tannage : Minéral  
Épaisseur : 1.0/1.2 mm  
Taille moyenne : 2m<sup>2</sup>



BIANCO



NERO



VERDE 601




ECRU'90



NUDE 715



STONE 070



ROSSO 941



CHERRY 960



CABERNET 400



LILLA 712



BARBIE 101



PECAN 500



T.MORO 585



CASTAGNA 920




DEER 940



AVIO 710



COBALTO 723



NAVY 558